

BRUCE CASTLE MUSEUM EDUCATION PROGRAMME



SESSIONS FOR KEY STAGES 1-4, SEN & ARTS AWARD

Bruce Castle Museum
Lordship Lane, London, N17 8NU
T: 020 8808 8772 F: 020 8808 4118
www.haringey.gov.uk/brucecastlemuseum

FOUNDATION STAGE

Teddy Bear Tea Party

Meet the museum teddy bears and explore size, weight, capacity, and time through sharing, stories and role-play activities in the Victorian kitchen.

Links to: mathematics; shape, space and measures; communication and language; listening and attention; understanding.

Story Sessions

Taking a well-loved story as the starting point, these sessions explore the museum and it's collections through role-play and creative art activities. Sessions are suitable for smaller groups (max 15 children) and you can choose from a wide range of stories - recent examples include The Tiger Who Came to Tea, Goldilocks and the Three Bears, and Owl Babies.

Links to: communication and language; listening and attention; understanding; expressive arts and design; exploring and using media and materials.



KEY STAGE I

Toys

Meet our 'new', 'old' and 'very old' teddies and explore a range of wooden, metal and plastic toys to discover how toys have changed through time.

Links to: awareness of the past; using common words and phrases relating to the passing of time; changes within living memory; identify and name a variety of everyday materials; compare and group together a variety of everyday materials

Kings and Queens

Follow in the footsteps of King Henry VIII and Queen Elizabeth I by making a visit to Bruce Castle.

This session includes costume, object handling and a peek inside the Tudor Round Tower.

Links to: significant historical events, people and places in their own locality

Schooldays

Discover how Bruce Castle was once a Victorian school and then dress up and use slates to compare it to your own classroom.

Links to: significant historical events, people and places in their own locality



KEY STAGE I

Handling Housework

With a strong focus on role-play, pupils explore the life of the Bruce Castle servants and enact their duties to understand how electricity has transformed life in the home.

Links to: awareness of the past; changes within living memory revealing aspects of change in national life; significant historical places in the locality

Tree Trail

Explore the beautiful grounds of Bruce Castle Park with magnifying glasses and collecting buckets and use our specially designed activity sheets to identify and record the trees.

Links to: identify and name deciduous and evergreen trees; identify and describe basic structure of plants and trees; work scientifically by observing closely, drawing diagrams and keeping records; raise and answer questions about the local environment; work scientifically by recording findings and describing conditions



KEY STAGE 2 HISTORY & GEOGRAPHY

Hand-Axes and Hammer Stones

Starting with our collection of mammoth teeth explore Britain in the early Stone Age and handle original Palaeolithic and Neolithic tools to discover how man evolved from hunter-gatherer to early farmer.

Links to: changes in Britain from the Stone Age; late Neolithic hunter gatherers and early farmers

Roman Remains


Inspire your pupils in their study of the Roman Empire through handling a range of artefacts from 2000 years ago. In this session pupils explore mystery objects, handle real pieces of Roman mosaic, and draw original material on display in the museum galleries.

Links to: The Roman Empire and its impact on Britain; 'Romanisation' of Britain and the impact of technology

Swords and Shields

Discover the Anglo-Saxon origins of Tottenham and learn about the Viking boat discovered on Tottenham Marshes before your class divides into Anglo-Saxons and Vikings to create armour and argue for the Kingdom of England.

Links to: Britain's settlement by Anglo-Saxons; place names; the Viking and Anglo-Saxon struggle for the Kingdom of England; Viking raids and invasion; resistance by Alfred the Great



KEY STAGE 2 HISTORY & GEOGRAPHY

Lordship House

Step back to Tudor times as you meet the Lady of the House and tour of the oldest parts of Bruce Castle. This session includes costume, object handling and a peek inside the Tudor Round Tower.

Links to: a local history study; a study of a site dating from a period beyond 1066 that is significant in the locality; a study of an aspect or theme in British history that extends chronological knowledge beyond 1066

Bruce Castle School

Discover Bruce Castle's past as a Victorian boarding school and investigate census records to find out about the teachers and children who lived here. Then try on costume, sit at school desks and learn how to write with dip pens.

Links to: a local history study; a study of a site dating from a period beyond 1066 that is significant in the locality; a study of an aspect or theme in British history that extends chronological knowledge beyond 1066

River, Road and Rail

Use our unique collection of maps to explore how the local area was shaped by the rivers and roads until the railways came and transformed Haringey.

Links to: a local history study; geographical skills and fieldwork (use of ordnance survey); a study of an aspect of history dating from a period beyond 1066 that is significant in the locality; a significant turning point in British history (the first railways)



KEY STAGE 2 HISTORY & GEOGRAPHY

Haringey High Streets

See how Haringey looked 100 years ago through our unique archive of local photographs and investigate an old shopping basket to discover how high street shops have changed.

Links to: a local history study; an aspect of history dating from a period beyond 1066 that is significant in the locality; a significant turning point in British history

WW1 Remembrance: Poppies

Explore the significance of the poppy and how it came to be adopted as a symbol of remembrance. This is followed by either Option A: Tissue Paper Poppies or Option B: Class Poppy Wreaths.

Links to: a study of an aspect or theme in British history that extends pupils' chronological knowledge beyond 1066; a significant turning point in British history

WW1 Remembrance: War Memorials

Let us lead your class on a field trip to the war memorial in Tottenham Cemetery (located at the back of Bruce Castle Park). Pupils will record data directly from the memorial and then return to the museum to use archive material, including maps, to investigate further.

Links to: a study of an aspect or theme in British history that extends pupils' chronological knowledge beyond 1066; a significant turning point in British history



KEY STAGE 2 SCIENCE

Fossils

See our giant ammonite, hear the myths associated with it and learn how fossils are really formed.

Pupils then work in small groups to handle a range of fossils and identify their nearest relatives.

Links to: rocks; explore and describe how fossils are formed; evolution and inheritance; recognise that living things have changed over time and that fossils provide information.

Tiger Teeth **FREE PILOT SESSIONS**

Handle real animal skulls and feel how the teeth of carnivores and herbivores differ. Draw and annotate animal skulls direct from observation.

Links to: animals; identify the different types of teeth in humans and their simple functions; work scientifically comparing the teeth of carnivores and herbivores suggesting reasons for differences

Vertebrates

Discover how Bruce Castle was once a natural history museum and classify our taxidermy and skeletal collections into mammals, reptiles, birds and amphibians.


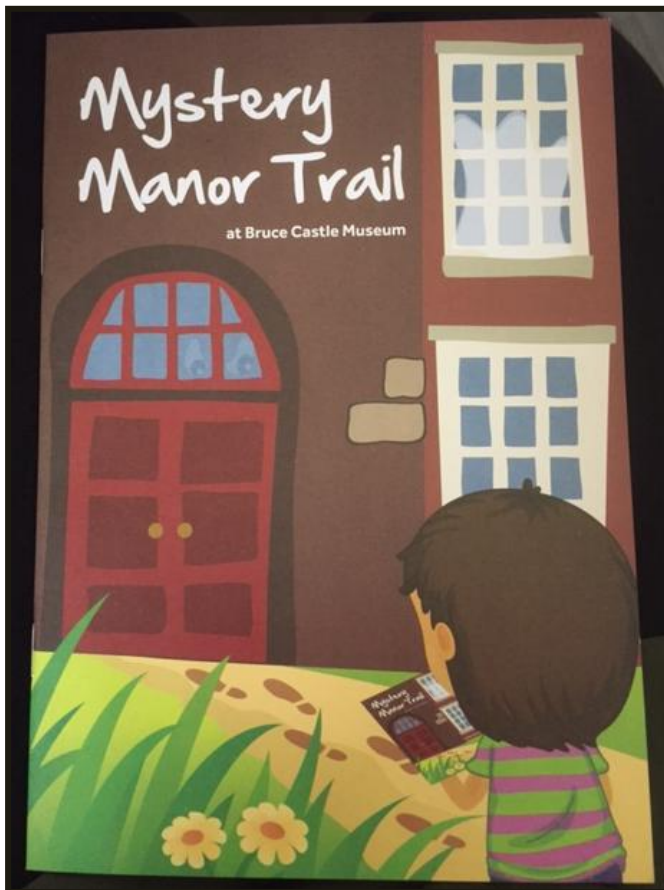
Links to: living things and their habitats; describe how living things are classified into broad groups; give reasons for classifying animals; through direct observation classify animals into commonly found vertebrates

MYSTERY MANOR TRAIL

Mystery Manor Trail

Take part in our Mystery Manor trail and let Wilbur the Wyvern, our Museum mascot guide you around his home. Every child will receive their own activity booklet with accompanying stickers to help them explore the mysteries of Bruce Castle. The booklet guides pupils around the building and involves a range of activities, including exploring the buildings architectural features, creating a coat of arms and discovering the story of Constantia Lucy, the Ghost Of Bruce Castle.

Links to: a local history study; a study of a site dating from a period beyond 1066 that is significant in the locality.



KEY STAGE 3

For secondary schools we offer an individual service, developing sessions tailored to the needs of each class. Resources include archive material (maps, census records, newspapers, manuscripts, photographs); paintings; handling collections and the fabric of the building.

We can accommodate mainstream classes, EAL students, Special Educational Needs and Gifted and Talented groups.

Previous projects have included:

- Creative writing inspired by the ghost of Bruce Castle
- Gifted and talented pupils carrying out research in our archive search room
- Observational drawing of still life objects, animal bones, taxidermy specimens etc.

KEY STAGE 4+

For key stage 4 and above we offer a range of services including:

- Tours of the building led by curatorial staff
- Construction and design placements
- Using the collections for technical drawing



SPECIAL EDUCATIONAL NEEDS

Our Education Officers are experienced in working with both children and adults with SEN needs and can offer a wide range of hands-on exploratory sessions using tactile and sensory objects.

Sessions can be tailored to your needs, examples of previous workshops include:

- Roman Remains session adapted for ASD students
- Using objects to inspire literacy activities for KS3 SEN pupils in mainstream school
- Sensory workshops involving touch, smell and sound for children with PMLD

Please contact the Education Officer on 020 8808 8772 to discuss your requirements.

ARTSMARK / ARTS AWARD

Bruce Castle Museum is a registered Arts Award centre with qualified advisers who can assess Arts Award. Sessions can take place exploring painting, sculpture and craftsmanship in the galleries or in our purpose-built art room where pupils can get creative using a range of materials including clay, paint and textiles. Sessions can range from a one-off inspiration visit to a whole course – please contact us to discuss further.



BOOKING INFORMATION

- Sessions are available Monday-Thursday
- The museum can accommodate a maximum of 30 children at one time
- Sessions cost between £30-£50 for Haringey organisations
- There is an additional £10 surcharge for non-Haringey organisations
- We advise booking at least half a term in advance

To book a session please contact:

Bridget MacKernan

Education Officer

Bridget.mackernan@haringey.gov.uk

020 8808 8772

Lucy Gray

Assistant Education Officer

Lucy.Gray@haringey.gov.uk

030 8808 8772



Bruce Castle Museum
Lordship Lane, London, N17 8NU
T: 020 8808 8772 F: 020 8808 4118
www.haringey.gov.uk/brucecastlemuseum